

TOCON_ABC9

Broadband SiC based UV photodetector with integrated amplifier



GENERAL FEATURES



Properties of the TOCON_ABC9

- Broadband SiC based UV photodetector in TO5 housing with attenuator
- 0 ... 5 V voltage output
- peak wavelength at 290 nm
- max. radiation (saturation limit) at peak is 1.8 W/cm², minimum radiation (resolution limit) is 180 μW/cm²
- Applications: curing lamp control

What is a TOCON?

A TOCON is a UV photodetector with integrated amplifier converting UV radiation into a voltage. The V_{out} pin of the TOCON can be directly connected to a controller, a voltmeter or any other data analyzing device with voltage input. Modern electronic components and a hermetically sealed metal housing with UV glass window eliminate noise caused by parasitic paths inside the package and EMI. A TOCON is a perfect solution for each industrial UV sensing application starting from flame or fire detection at pW/cm² level up to UV curing lamp control at W/cm² level. This thirteen orders of magnitude measurement range is covered by ten different TOCONs that differ by their sensitivity. The TOCONs are produced as UV broadband sensors or with filters for selective measurement.

Silicon Carbide (SiC) detector chip inside

Sophisticated electronics and the sglux in-house produced SiC detector chip featuring a PTB-reported extreme radiation hardness make a TOCON a reliable component in harsh environments as well as for extremely low or extremely high UV radiation.

NOMENCLATURE

TOCON_	ABC, A, B, C, blue or GaP	1 ... 10
	Spectral response	Irradiance limits (V_{supply}=5V, λ = λ_{max})
	ABC = broadband λ _{max} = 290 nm λ _{S10%} = 227 nm ... 360 nm	1 = 1.8 pW/cm ² ... 18 nW/cm ²
	A = UVA λ _{max} = 331 nm λ _{S10%} = 309 nm ... 367 nm	2 = 18 pW/cm ² ... 180 nW/cm ²
	B = UVB λ _{max} = 280 nm λ _{S10%} = 243 nm ... 303 nm	3 = 180 pW/cm ² ... 1.8 μW/cm ²
	C = UVC λ _{max} = 275 nm λ _{S10%} = 225 nm ... 287 nm	4 = 1.8 nW/cm ² ... 18 μW/cm ²
	Blue = blue light λ _{max} = 445 nm λ _{S10%} = 390 nm ... 515 nm	5 = 18 nW/cm ² ... 180 μW/cm ²
	GaP = UV + VIS λ _{max} = 445 nm λ _{S10%} = 190 nm ... 570 nm	6 = 180 nW/cm ² ... 1.8 mW/cm ²
	E = UV-Index spectral response according to ISO 17166	7 = 1.8 μW/cm ² ... 18 mW/cm ²
		8 = 18 μW/cm ² ... 180 mW/cm ²
		9 = 180 μW/cm ² ... 1.8 W/cm ²
		10 = 1.8 mW/cm ² ... 18 W/cm ²
		2 = up to UVI 30

TOCON_ABC9

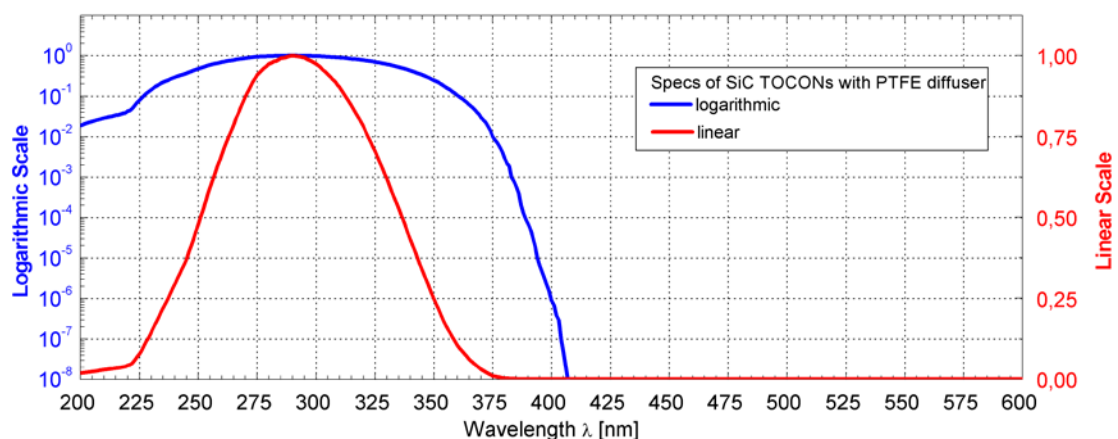
Broadband SiC based UV photodetector with integrated amplifier



SPECIFICATIONS

Parameter	Symbol	Value	Unit
Spectral Characteristics			
Typical Responsivity at Peak Wavelength	S_{max}	2.8	mV/mW/cm ²
Wavelength of max. Spectral Responsivity	λ_{max}	290	nm
Responsivity Range ($S=0.1*S_{max}$)	–	227 ... 360	nm
Visible Blindness ($S_{max}/S_{>405nm}$)	VB	$> 10^{10}$	–
General Characteristics (T=25°C, V_{supply} =+5 V)			
Supply Voltage range	V _{Supply}	2.5 ... 5	V
Saturation Voltage	V _{Sat}	V _{Supply} - 5%	V
Typical dark output voltage at 10 MOhm load	V _{Offset}	700	µV
Typical temperature Coefficient at Peak	T _c	< +-0.3	%/K
Typical Current Consumption	I	35	µA
Bandwidth (-3 dB)	B	15	Hz
Risetime (10-90%)	t _{rise}	0.069	s
<i>(SHORTER RISETIME AND BANDWIDTH ON REQUEST)</i>			
Maximum Ratings			
Operating Temperature	T _{opt}	-25 ... +85	°C
Storage Temperature	T _{stor}	-40 ... +100	°C
Maximum soldering temperature (for 3 seconds)	T _{sold}	300	°C

NORMALIZED SPECTRAL RESPONSIVITY

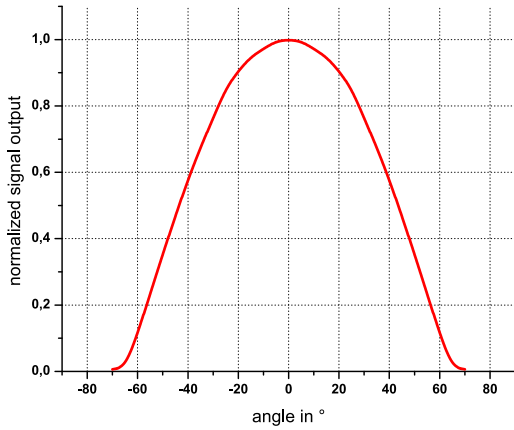


TOCON_ABC9

Broadband SiC based UV photodetector with integrated amplifier



FIELD OF VIEW

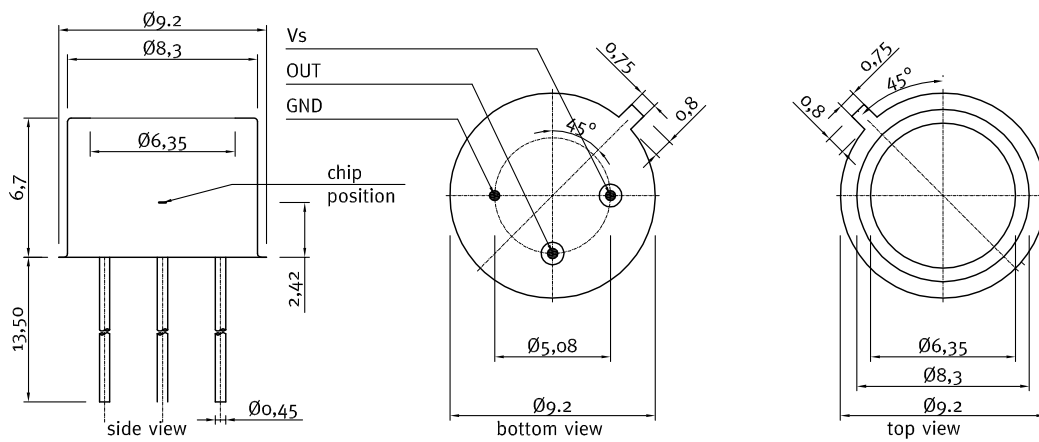


Measurement Setup:

lamp aperture diameter: 10 mm
distance lamp aperture to second aperture: 17 mm
second aperture diameter: 10 mm
distance second aperture to detector: 93 mm

pivot level = top surface of the detector window

DRAWING



TOCON_ABC9

Broadband SiC based UV photodetector with integrated amplifier



▶ APPLICATION NOTE FOR TOCONs

The TOCONs need a supply voltage of $V_{\text{supply}} = 2.5 \dots 5V_{\text{DC}}$ and can be directly connected to a controller or voltmeter. Please note that the theoretic maximum signal output is always a little less (approx. 5%) than the supply voltage. To learn more about perfect use of the TOCONs please refer to the TOCON FAQ list published at www.sglux.com.

CAUTION! Wrong wiring leads to destruction of the device.

For easy setup of the device please ask for a TOCON starter kit.



Miniature steel housing with M12x1 thread for the TOCON series

- Optional feature for all TOCON detectors
- Robust stainless steel M12x1 thread body, length 32 mm
- Integrated sensor connector (Binder 4-Pin plug) with 2m connector cable
- Easy to mount and to connect



Miniature PTFE housing with M12x1 thread for the TOCON series

- Optional feature for all TOCON detectors without concentrator lens
- Teflon (PTFE) M12x1 thread body, length 31 mm
- Wide field of view, dirt-repellant, water proof at wet side (IP 68)
- Integrated sensor connector (Binder 4-Pin plug) with 2m connector cable
- Easy to mount and connect, cleanable

The PTFE housing reduces the signal output by approx. 95%. Please consider this while selecting the TOCON's sensitivity range.



Plastic probes

- Optional feature for all TOCON detectors
- UV probes in small plastic housings with a TOCON inside
- Customized housings available
- Easy to mount and to connect
- Integrated sensor connector (Binder 4-Pin plug)
- Cable available



Water pressure proof TOCON housing

- Optional feature for all TOCON detectors without concentrator lens
- G1/4" thread, 10 bar water pressure proof
- Customized housings available
- Easy to mount and to connect
- Integrated sensor connector (Binder 5-Pin plug)
- Cable available