

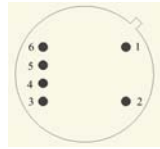
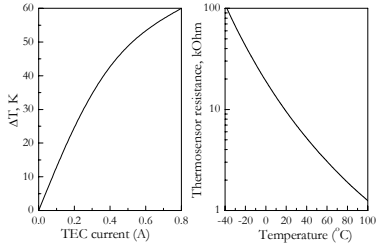


Optically Immersed 4.2 μm LED in heat-sink optimized housing				LED42SC
Peak wavelength	λ_{max}	μm		4.2 \pm 0.1
Pulsed power at I=1 A	P_{pulsed}	μW		70 \pm 15
CW power at I=200 mA	P_{CW}	μW		25 \pm 5
Switching time	τ	ns		\leq 20

Code	Thread	Emission size, mm	Lens material	Far-field pattern FWHM, deg.	Operation (storage) conditions, $^{\circ}\text{C}$	Polarity
LED42SC	M5 \times 0.5	\varnothing 3.3	Si	\leq 20	-25 to +60 (+80)	short wire or black point is negative
LED42TO8TEC			Si lens and sapphire window			See fig. below

	LED42SC	LED42TO8TEC
Product view		  <p>1 TEC -; 2 TEC + 3 PD +; 6 PD - 4, 5 thermosensor</p>
		

- ✓ All devices are stressed at 80 $^{\circ}\text{C}$ and I=200 mA (CW) for 10 hrs before final test and shipping to a customer.
- ✓ Beam divergence of the LEDs is small and thus we recommend adjusting LED position regarding to the detector system before final evaluation/use of the devices.
- ✓ All data are valid for room temperature (22 $^{\circ}\text{C}$) and LED attached to a heatsink. Heatsink is important for normal LED operation especially in the CW mode.
- ✓ Available accessories include driver electronics and detectors.
- ✓ Available wavelengths include 1.9, 2.15, 3.0, 3.4, 3.6, 3.8, 4.2, 4.7, 5.5 and 7.0 μm .
- ✓ Devices emit negative luminescence at reverse bias.

