

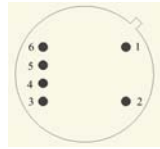
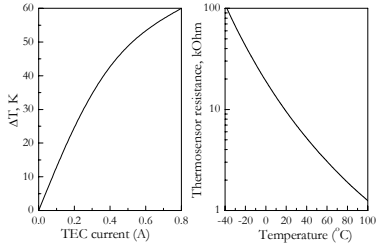


Optically Immersed 2.15 $\mu\text{m}$ LED in heat-sink optimized housing				LED21SC
Peak wavelength	$\lambda_{\text{max}}$	$\mu\text{m}$		2.15 $\pm$ 0.05
Pulsed power at I=1 A	$P_{\text{pulsed}}$	mW		9.0 $\pm$ 2.0
CW power at I=200 mA	$P_{\text{CW}}$	mW		1.3 $\pm$ 0.25
Switching time	$\tau$	ns		$\leq$ 20

Code	Thread	Emission size, mm	Lens material	Far-field pattern FWHM, deg.	Operation (storage) conditions, $^{\circ}\text{C}$	Polarity
LED21SC	M5 $\times$ 0.5	$\varnothing$ 3.3	Si	$\leq$ 35	-25 to +60 (+80)	short wire or black point is negative
LED21TO8TEC			Si lens and quartz window			See fig. below

	LED21SC	LED21TO8TEC
Product view		  <p>1 TEC -; 2 TEC + 3 PD +; 6 PD - 4, 5 thermosensor</p> 

- ✓ All devices are stressed at 80 $^{\circ}\text{C}$  and I=200 mA (CW) for 10 hrs before final test and shipping to a customer.
- ✓ Beam divergence of the LEDs is small and thus we recommend adjusting LED position regarding to the detector system before final evaluation/use of the devices.
- ✓ All data are valid for room temperature (22 $^{\circ}\text{C}$ ) and LED attached to a heatsink. Heatsink is important for normal LED operation especially in the CW mode.
- ✓ Available accessories include driver electronics and detectors.
- ✓ Available wavelengths include 1.9, 2.15, 3.0, 3.4, 3.6, 3.8, 4.2, 4.7, 5.5 and 7.0  $\mu\text{m}$ .

