

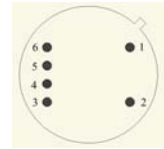
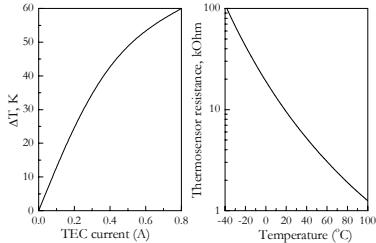


Optically Immersed 1.9 μm LED in heat-sink optimized housing				LED19SC
Peak wavelength	λ_{max}	μm		1.95 ± 0.05
Pulsed power at I=1 A	P_{pulsed}	mW		6.0 ± 1.2
CW power at I=200 mA	P_{CW}	mW		1.0 ± 0.2
Switching time	τ	ns		≤ 20

Code	Thread	Emission size, mm	Lens material	Far-field pattern FWHM, deg.	Operation (storage) conditions, $^{\circ}\text{C}$	Polarity
LED19SC	M5x0.5	$\varnothing 3.3$	Si	≤ 35	-25 to +60 (+80)	short wire or black point is negative
LED19TO8TEC			Si lens and quartz window			See fig. below

	LED19SC	LED19TO8TEC
Product view		  <p>1 TEC -; 2 TEC + 3 PD +; 6 PD - 4, 5 thermosensor</p>
		

- ✓ All devices are stressed at 80°C and $I=200$ mA (CW) for 10 hrs before final test and shipping to a customer.
- ✓ Beam divergence of the LEDs is small and thus we recommend adjusting LED position regarding to the detector system before final evaluation/use of the devices.
- ✓ All data are valid for room temperature (22°C) and LED attached to a heatsink. Heatsink is important for normal LED operation especially in the CW mode.
- ✓ Available accessories include driver electronics and detectors.
- ✓ Available wavelengths include 1.9, 2.15, 3.0, 3.4, 3.6, 3.8, 4.2, 4.7, 5.5 and $7.0 \mu\text{m}$.

